



amplifire

When Learning Matters

2022 COURSE CATALOG (Q1)

CONTENTS



TABLE OF CONTENTS

Click any link

amplifire

COURSE LIBRARIES



SAFETY AND QUALITY ESSENTIALS



ORGANIZATIONAL CULTURE



ELECTRONIC HEALTH RECORD: EPIC



ELECTRONIC HEALTH RECORD: CERNER



OBSTETRICS



MEDICAL EQUIPMENT MANAGEMENT



COMPLIANCE



ANALYTICS AND IMPROVEMENT LITERACY

AVAILABLE THROUGH ASSOCIATIONS



**HOSPICE, PALLIATIVE, AND
REHABILITATIVE CARE**

COURSES IN DEVELOPMENT

ADVANCED ELECTRONIC FETAL MONITORING

EPIC STORK

EPIC RN STUDENT

EPIC PROFESSIONAL BILLING

ICU LIBERATION

ABOUT AMPLIFIRE

ABOUT

FOUNDATIONS

ALLIANCE MEMBERS

ALLIANCE PARTNERS

CLINICAL INNOVATION ADVISORY BOARD

LEARNING SCIENCE ADVISORY BOARD

SPOTCHECK

FREE

VALUE



SAFETY AND QUALITY ESSENTIALS LIBRARY

The Safety and Quality Essentials Library has been developed in conjunction with multiple health systems. It is designed to improve patient safety through the prevention of hospital-acquired conditions (HACs) while simultaneously promoting the early recognition, management, and communication of conditions that can lead to avoidable harm.

Infection Prevention Courseware

- CAUTI Prevention
- CLABSI Prevention
- Preventing and Managing *C. difficile*
- Preventing Surgical Site Infections
- Safe Injection Practices
- Sepsis: Recognizing and Managing

Diagnoses and Management Courseware

- Can't Miss Diagnoses: Aortic Dissection
- Can't Miss Diagnoses: Epidural Abscess
- Can't Miss Diagnoses: Necrotizing Fasciitis
- Cardiogenic Shock

Clinical Support Staff Courseware

- Blood Pressure
- EKG
- General Knowledge
- Injections

Target Audience: Providers / Nurses / Clinical Support Staff

Learning Objectives

- Reduce the financial burden of unreimbursed Hospital-Acquired Conditions (HACs) and CMS penalties
- Improve the knowledge of clinicians to increase the quality of care
- Identify / remediate areas of clinical risk individually and organizationally

Prevention and Avoidance of Harm Courseware

- Management of Type 2 Diabetes Mellitus
- Preventing Patient Falls
- Preventing Pressure Injuries
- Safe Surgery
- Traumatic Brain Injury

Opioids: Safe Prescribing Practices Courseware

- Opioids: Safe Use and Management
- Opioids: Neonatal Abstinence Syndrome
- Medication-Assisted Treatment (MAT)* (2022)
- Screening and Monitoring* (2022)



CAUTI Prevention

Target Audience: Physicians, Patient Care Technicians, Nurses, Ancillary Care Staff

Time to Complete: 25 minutes

Course Description: This course recruits learners to become part of the battle against catheter-associated urinary tract infections (CAUTI), the leading cause of avoidable patient harm.

CAUTI (RN)

- Summarize the prevalence and risk factors associated with CAUTI
- Identify when the indwelling catheters are indicated and when they should be removed
- Display proper insertion and maintenance techniques
- Demonstrate how to position and manage urinary catheter equipment, including catheters, lines, and collection bags
- Distinguish between indications for indwelling urinary catheters and intermittent catheterization
- Explain how to collect urine specimens in the presence of a catheter

CAUTI (PCT)

- Demonstrate how to position and manage urinary catheter equipment, including catheters, lines, and collection bags
- Identify when urinary catheters need to be replaced and notify appropriate staff
- Perform appropriate cleaning and care of patients with catheters
- Ensure patients with catheters are transported correctly

Co-Developer: Intermountain Healthcare

Author Information: Course development guided by the expertise of Cherie Frame and Joyce Gamble



CLABSI Prevention

Target Audience: Physicians, Nurses

Time to Complete: 30 minutes

Course Description: This course reviews best practices used to prevent central-line-associated-bloodstream infections (CLABSI), including relatively simple interventions such as sterile technique, disinfection, and (most critically) hand hygiene, as well as more sophisticated interventions, such as the use of antimicrobial lock solutions and line materials.

- Summarize the incidence and risk factors for CLABSI
- State the elements of the CLABSI prevention bundle
- Distinguish between the preferred insertion sites for each CVC type
- Understand how CVCs can become contaminated and how to prevent contamination
- Identify the indications for catheter, needleless catheter, and administration set replacement
- Demonstrate how to aseptically maintain needleless connectors, administration sets, and CVC dressings
- Explain how to disinfect needleless connectors (with or without disinfecting caps)

Co-Developer: Intermountain Healthcare

Author Information: Course development guided by the expertise of Sharon Sumner, Jean Golden, and Joyce Gamble



Accreditation Statement: In support of improving patient care, this activity has been planned and implemented by Medical Education Resources (MER) and Amplifire. MER is jointly accredited by the Accreditation Council for Continuing Medical Education (ACCME), the Accreditation Council for Pharmacy Education (ACPE), and the American Nurses Credentialing Center (ANCC), to provide continuing education for the healthcare team.

Nursing Credit: Medical Education Resources designates this enduring activity for a maximum of 0.5 ANCC nursing contact hours. Nurses will be awarded contact hours upon successful completion of the activity.



Preventing and Managing C. difficile

Target Audience: Physicians and Nurses

Time to Complete: 20–30 minutes

Course Description: This course covers evidenced-based management of *C. difficile infections* (CDIs), from diagnosis and treatment to management of recurrent CDI.

- Summarize prevalence of and costs associated with CDI and recurrent CDI
- Classify appropriate PPE (selection, doffing, donning) and Contact Precaution procedures to follow when caring for CDI patients
- Employ appropriate testing in the context of suspected and confirmed CDI
- Identify appropriate treatments for CDI, while remaining mindful of antimicrobial stewardship
- Define cleaning products to be used in relation to CDI patients

Co-Developer: Assorted Partners

Author Information: Assorted Partners



Preventing Surgical Site Infections (SSIs)

Target Audience: Nurses

Time to Complete: 20–30 minutes

Course Description: This course examines a wide range of SSI prevention strategies, including proper and timely antibiotic use, meticulous environmental and surgical site disinfection, and effective patient temperature and glucose maintenance.

- Summarize SSI rates and risk factors
- In the context of antimicrobial stewardship, demonstrate when to administer prophylactic antibiotics and identify which antibiotics and antibiotic doses are appropriate
- Identify and minimize infection risks posed by healthcare workers (hand hygiene, clothing, PPE)
- Participate in safety culture and process improvements to reduce SSIs
- Classify types of SSIs for reporting purposes
- Perform warming techniques to ensure normothermia
- Employ skin and environmental cleaning practices to prevent SSIs
- Quantify effectiveness of mechanical bowel preparation (MBP)
- Use additional infection prevention measures as required by surgery type (wound protectors, antimicrobial coated sutures, wound irrigation)

Co-Developer: Providence Health & Service

Author Information: Course development guided by the expertise of Laura Staubitz, Paula Yackley, and Kari Love



Safe Injection Practices

Target Audience: Physicians, Nurses, and Clinicians tasked with administering injections

Time to Complete: 40 minutes

Course Description: This course examines safe and unsafe injection practices surrounding the use of syringes, vials, and other injection equipment in the context of single or multiple patients.

- Summarize the prevalence of injection outbreaks caused by unsafe injection practices
- Understand safety culture improvements that will increase safe injection practices
- Identify Never Events associated with injections
- Demonstrate appropriate use and disposal of injection equipment, including syringes, vials (single- and multi-dose), and bags, in the context of a single or multiple patients
- Use appropriate PPE and perform hand hygiene prior to performing injections

Co-Developer: Duke Infection Control Outreach Network (DICON)

Author Information: Course development guided by the expertise of Dan Sexton



Sepsis: Recognizing and Managing

Target Audience: Physicians

Time to Complete: 30 minutes

Course Description: This course explores the recognition and management of sepsis, including early recognition, aggressive treatment, and intensive patient monitoring, as well as presents the tensions between the varying guidelines of CMS's SEP-1, Sepsis-3, and the Surviving Sepsis Campaign.

- Summarize the prevalence of and risk factors for sepsis
- Distinguish between the competing Sepsis guidelines
- Identify when to pursue aggressive treatment and when to monitor
- Differentiate between sepsis, severe sepsis, septic shock, and SIRS
- Employ appropriate diagnostic tools and laboratory tests in the presence of suspected sepsis
- Understand the importance of timing when caring for sepsis patients
- Initiate appropriate volume resuscitation, vasopressors, and other treatment for sepsis patients
- Participate in safety culture and process improvements to improve sepsis outcomes

Co-Developer: Assorted Partners

Author Information: Course development guided by the expertise of Dan Davis, Paul Marik, Simon Finfer, and Scott de la Cruz



Can't Miss Diagnoses: Aortic Dissection



Target Audience: Physicians

Time to Complete: 20–30 minutes

Course Description: This course examines the risk factors for aortic dissection. It also encourages learners to maintain a high degree of suspicion when diagnosing patients to ensure that instances of Aortic Dissection are quickly recognized and treated.

- Summarize the prevalence of and risk factors for Aortic Dissection
- Classify the different types of Aortic Dissections
- Explain the physiology of Aortic Dissections
- Maintain a high degree of suspicion for Aortic Dissections during differential diagnosis
- Treat Aortic Dissections appropriately, based on type
- Order appropriate imaging tests to confirm and/or rule out Aortic Dissections

Co-Developer: Swedish Medical Center

Author Information: Course development guided by the expertise of Per Danielsson



Can't Miss Diagnoses: Epidural Abscess



Target Audience: Physicians

Time to Complete: 20–30 minutes

Course Description: This course focuses on the classic symptoms of Epidural Abscesses and the forewarned conditions that mimic or mask Epidural Abscesses. The important risk factors will be covered as nearly all Epidural Abscess patients fall in one of the risk category groups. Additionally, this course will enhance your confident knowledge of the essentials for prompt treatment.

- Recognize the risk factors and symptoms of Epidural Abscesses
- Describe how to treat Epidural Abscess patients
- Differentiate between the stages of Epidural Abscess
- Describe the importance of timely Epidural Abscess diagnosis
- Employ appropriate testing to confirm and/or rule out Epidural Abscesses

Co-Developer: Swedish Medical Center

Author Information: Course development guided by the expertise of Per Danielsson



Can't Miss Diagnoses: Necrotizing Fasciitis



Target Audience: Physicians

Time to Complete: 20–30 minutes

Course Description: This course teaches the signs and symptoms of Necrotizing Fasciitis as well as the appropriate emergency management to achieve the best outcomes.

- Describe the risk factors and symptoms of Necrotizing Fasciitis
- Interpret lab findings to diagnose Necrotizing Fasciitis
- Treat Necrotizing Fasciitis appropriately (antibiotics and surgical management)
- Summarize the mortality rate of patients with Necrotizing Fasciitis

Co-Developer: Swedish Medical Center

Author Information: Course development guided by the expertise of Per Danielsson



Cardiogenic Shock



Target Audience: Nurses and physicians

Time to Complete: 30 minutes

Course Description: The course is designed to improve outcomes in cardiogenic shock (CS) by optimizing early recognition and management. Mortality rates for CS have been stubbornly above 50 percent for decades. Recent improvements in identifying subtypes of CS and addressing right and left heart failure with percutaneous ventricular assist devices have been strikingly successful, and standards of care are changing in response.

- The new (2019) SCAI A-to-E classification system for CS
- When, how, and why to use data derived from PA catheters to drive diagnosis and treatment
- Recognition and treatment of CS subtypes
- Early management decisions
- Mechanical support options
- Core measures for the success of the course are:
 - Intensive care unit (ICU) length of stay (LOS)
 - Survival to hospital discharge
 - 30-day survival
 - Survival to destination therapy (LVAD, transplant)

Co-Developer: Atrium Sanger Heart and Vascular Institute

Author Information: Course development guided by the expertise of Dr. Rick Musialowski Jr., FACC, FASE, Dr. Joseph Mishkin





Blood Pressure

Target Audience: Clinical Support Staff, including MAs

Time to Complete: 20–30 minutes

Course Description: This course examines a broad range of blood pressure topics including anatomy and physiology of blood pressure, blood pressure management, hypertension management, and hypertension complications.

- Understand the anatomy and physiology related to blood pressure and hypertension
- Practice appropriate techniques for blood pressure measurement
- Differentiate between the categories of blood pressure
- Summarize hypertension management, including medication and lifestyle modifications
- Differentiate between hypertension and other related chronic conditions
- Describe the complications of hypertension, including heart attack and stroke
- Summarize the management of hypertension complications
- Identify common lab tests used in the management of hypertension and complications

Co-Developer: Texas Health Resources

Author Information: Course development guided by the expertise of Marin Sawyer, Cora Bennett, Kim Tillery, Rebecca Porcaro, and Priscilla Mullins



EKG

Target Audience: Clinical Support Staff

Time to Complete: 20–30 minutes

Course Description: This course teaches how to place EKG leads and position patients properly to ensure accurate EKG readings.

- Identify the proper placement of EKG leads
- Explain how lead and placement positioning can affect EKG tracings
- Describe how to handle electrodes
- Differentiate between common EKG tracings

Co-Developer: Texas Health Resources

Author Information: Course development guided by the expertise of Marin Sawyer, Cora Bennett, Kim Tillery, Rebecca Porcaro, and Priscilla Mullins



General Knowledge



Target Audience: Clinical Support Staff

Time to Complete: 20–30 minutes

Course Description: This course covers General Knowledge topics related to the responsibilities of a Clinical Support Staff member, ranging from HIPAA to Documentation to anatomical term review.

- Describe HIPAA regulations and implications for patient privacy
- Use communication tools to ensure effective and error-free communications (STAR, SBAR, etc.)
- Explain medication documentation best practices
- Identify common conditions and their treatments
- Identify best practices for capturing vital signs
- Differentiate between commonly used anatomical terms
- Use screening tools appropriately (e.g. Patient Falls, Depression, etc.)
- Identify common tests and procedures

Co-Developer: Texas Health Resources

Author Information: Course development guided by the expertise of Marin Sawyer, Cora Bennett, Kim Tillery, Rebecca Porcaro, and Priscilla Mullins



Injections

Target Audience: Clinical Support Staff, including MAs

Time to Complete: 20–30 minutes

Course Description: This course examines a broad range of injection topics (specifically related to clinical support staff) including injection routes and sites, injection equipment, complications related to injections, and safe injection practices.

- Differentiate between different injection routes and injection sites
- Select appropriate equipment for injections (e.g. needle size, gauge, etc.)
- Use appropriate injection administration techniques
- Identify complications due to injection errors
- Explain how to safely use injection equipment (e.g. needles and syringes)
- Identify appropriate use of medication vials
- Identify common injectable medications
- Describe how to store medications safely

Co-Developer: Texas Health Resources

Author Information: Course development guided by the expertise of Marin Sawyer, Cora Bennett, Kim Tillery, Rebecca Porcaro, and Priscilla Mullins



Management of Type 2 Diabetes Mellitus

Target Audience: Physicians (Primary Care and Specialists)

Time to Complete: 20–30 minutes

Course Description: This course examines the various types of glucose-lowering pharmacological agents, their side effects, and the considerations that guide the use of each.

- Distinguish between the classes of glucose-lowering medications and identify the indications for each
- Understand the contraindications and risks associated with each glucose-lowering medication class
- Explain the side effects of glucose-lowering medications
- Adapt patient treatment regimens in a timely fashion as disease progresses, introducing additional agents as necessary
- Demonstrate how to treat patients by focusing on the disease, rather than the patient's lifestyle choices
- Explain how to start and titrate insulin therapy as disease progresses
- Understand how oral medications interact with injectable insulin

Co-Developer: Mass General Brigham

Author Information: Course development guided by the expertise of Enrico Cagliero, MD and Stephanie Eisenstat, MD



Preventing Patient Falls

Target Audience: Nurses

Time to Complete: 20–30 minutes

Course Description: This course explores the risk factors that contribute to falls and evidence-based strategies for preventing falls.

- Identify risk factors (patient factors, medications, environmental factors) that contribute to patient falls
- Use the Morse Fall Scale to assess a patient's fall risk
- Define when fall risk assessments should be performed
- Respond appropriately and respectfully to patients to prevent falls
- Explain how to report patient falls in compliance with CMS requirements

Co-Developer: Intermountain Healthcare

Author Information: Course development guided by the expertise of Cherie Frame and Joyce Gamble



Preventing Pressure Injuries



Target Audience: Nurses

Time to Complete: 20–30 minutes

Course Description: This course covers pressure injury prevention practices, including risk assessments, patient positioning, and pressure injury prevention equipment.

- Use the BRADEN Q scale risk assessment to determine a patient's pressure injury risk
- Implement appropriate prevention practices based on BRADEN scores
- Manage patient medical devices, clothing, and accessories to prevent pressure injuries
- Employ appropriate pressure prevention equipment (specialty beds, wedges, support surfaces, etc.)
- Identify patient positioning and repositioning to prevent pressure injuries
- Classify injuries according to the pressure injury stages
- Understand how nutrition, mobility, and activity influence pressure injury risk
- Perform skin assessments to prevent pressure injuries
- Differentiate between pressure injuries and incontinence-associated dermatitis (IAD)

Co-Developer: UCHealth

Author Information: Course development guided by the expertise of Victoria J. Hays, Erica Hamrick, Holly Tiemann, Danielle Schloffman, Kelly Bookman, Brittany Cyriaks, and Jacob Knarr





Safe Surgery

Target Audience: Operating Room and Procedural Providers

Time to Complete: 20–30 minutes

Course Description: This course covers the importance of understanding the “why” behind checklists while overcoming the perception that these checklists serve only as a mere tool.

- Demonstrate human dignity and agency in Healthcare as well as philosophy and insights within the Surgery domain
- Understand the benefit of checklist implementation within the operating room
- Emphasize empowerment to all within the operating room, strengthening resilience
- Leverage communication and teamwork

Co-Developer: Ariadne Labs

Author Information: Course development guided by the expertise of Bill Berry, MD, MPA, MPH and Evan Benjamin, MD, MS, FACP



Traumatic Brain Injury

Target Audience: Physicians

Time to Complete: 20–30 minutes

Course Description: This course covers the treatment of agitated patients, including environmental adaptation, thoughtful medication decisions, and frequent reassessment for continuing or worsening symptoms.

- Summarize the prevalence of TBI and PBA
- Describe the incidence of agitation in relation to TBI patients
- Employ tools to assess agitation in TBI patients
- Perform differential diagnosis before confirming diagnosis of TBI
- Understand how to modulate agitation and disruptive behavior in TBI patients
- Describe treatment options (pharmacologic and non-pharmacologic)

Co-Developer: Spaulding Rehabilitation Hospital, Mass General Brigham

Author Information: Course development guided by the expertise of Liz Adamoya, Audrien Sarneki, and Rosse Zafante



Opioids: Safe Use and Management

Target Audience: Providers tasked with prescribing opioids

Time to Complete: 20–30 minutes

Course Description: This course covers guidelines for the safe and effective prescribing of opioids to assist healthcare providers in delivering compassionate, evidence-based, responsible care while improving the quality and safety of patient pain management.

- Describe the scope of non-medical use of opioids, overdose, and opioid use disorder in the United States
- Provide safe and effective pain management for patients
- Perform appropriate opioid prescribing activities (patient agreements, urine toxicology screening, pill counts)
- Differentiate between addiction, dependence, tolerance, and pseudo-addiction
- Use Prescription Drug Monitoring Programs (PDMP) appropriately
- Manage challenging patient encounters related to pain and opioid prescribing by focusing on goals rather than pain eradication
- Understand side-effects of opioids, including analgesic tolerance, nausea, and respiratory depression
- Prescribe naloxone effectively

Co-Developer: Massachusetts General Hospital, Mass General Brigham

Author Information: Course development guided by the expertise of Darren Cullen, Sarah Wakeman, Chris Gilligan, and Scott Weiner



Opioids: Neonatal Abstinence Syndrome

Target Audience: Nurses and physicians

Time to Complete: 30 minutes

Course Description: The COVID-19 pandemic has been accompanied by a tragically steep rise in opioid use disorder, with a concomitant increase in the number of newborns with opioid dependency requiring treatment in the first few days of life.

- Risk factors for NAS
- Maintenance management during pregnancy
- Peripartum pain relief
- Management of NAS after birth
- Severity scoring
- The Eat, Sleep, Console (ESC) system as an emerging standard of care
- NAS and stigma
- Maintain a blueprint for building and sustaining a culture of race equity and inclusion in the workplace

Co-Developer: Atrium, Massachusetts General Hospital, Mass General Brigham

Author Information: Course development guided by the expertise of Dr. Leslie Kerzner, and Dr. Douglas Dodds, FAAP, SFHM



ORGANIZATIONAL CULTURE

Whether orienting new co-workers and medical staff members, or training those who've been affiliated with the organization for some time, Amplifire offers a proven way to assure that critical content is delivered and retained at scale. In the pandemic's aftermath and with heightened awareness about health equity, it's never been more important for healthcare provider organizations to ensure that essential concepts associated with quality and safety, as well as diversity, equity and inclusion (DE&I) are conveyed in time-efficient and effective ways.

The Organization Culture library now includes the first of many courses that will enable leaders to reinforce critical learning objectives in ways that will shape the patient experience, foster collaboration among providers and employees, and create a safe and respectful environment for all. As always, each course can be further modified to ensure that the final version is fully aligned with the values, policies and teaching points that are vital to the sponsoring organization.

Organizational Culture

- **Diversity, Equity, and Inclusion**
- **Patient Safety - Physician Edition**
- **Cognitive Bias**
- **Serious Illness Conversation**
- **Workplace Violence Prevention**



Diversity, Equity, and Inclusion



Target Audience: Health System Leadership (VP to CXO)

Time to Complete: 30 minutes for each module

Contributor: Atrium Health

Course Description: This course is a comprehensive, introspective, and solution-focused learning opportunity to build self-awareness and insight on the diversity dimension of race.

- Understand organizational diversity goals and historical context of race
- Understand the historical context of race and its impact on social determinants of health
- Introspectively become aware of bias, stereotypes, and their impact
- Determine how bias and stereotypes reinforce racial attitudes
- Promote strategies for building and sustaining a culture of race equity and inclusion personally and in the workplace
- Identify behaviors that promote an inclusive work environment
- Maintain a blueprint for building and sustaining a culture of race equity and inclusion in the workplace



Patient Safety - Physician Edition



Target Audience: Physicians

Time to Complete: 45 minutes

Contributor: Mercy

Course Description:

- Describe the definition of patient safety
- Identify the 5 key components of a culture of safety
- Acknowledge that humans are prone to make mistakes
- Explain how safe processes and safe behaviors help catch and prevent mistakes
- Understand the provider's role in safety culture and improving patient safety



Cognitive Bias

Target Audience: All Healthcare Providers

Time to Complete: 20–30 minutes

Course Description: This course is a field guide for spotting and naming cognitive biases in the medical context. Some studies conclude that cognitive bias may be responsible for more than 50% of all diagnostic errors. This course examines a host of different biases and the effects they have on medical diagnoses and decision-making.

- Differentiate between the various types of cognitive bias
- Recognize when a bias may be apparent at work
- Employ techniques to overcome biases

Co-Developer: Children's Hospital of Colorado

Author Information: Course development guided by the expertise of Dr. Dan Hyman and Dr. Joe Grubenhoff





Serious Illness Conversation

Target Audience: Physicians

Time to Complete: 20–30 minutes

Course Description: This course uses a well-tested and widely adopted tool, *The Serious Illness Conversation Guide*, which helps clinicians to have more, better, and earlier conversations with their seriously ill patients with just a little practice. By providing a script that includes patient-tested language and incorporates communication best practices, instead of worrying about what to say next, clinicians will be able to turn their attention to hearing and responding to their patient. The Guide has been tested extensively with clinicians from many medical and surgical specialties. Without the Guide, conversations often center on medical options and life-sustaining treatment and tend to be longer and less focused. Using the open-ended questions in the Guide, clinicians spend less time talking, more time listening, and they are much more likely to discuss the patient’s prognosis, information preferences, values, and goals.

- Understand what serious illness communication is and where it fits within the advance care planning continuum
- Learn some principles of good communication and suggested language that goes with them
- Feel motivated to continue to learn and integrate serious illness conversations into the care you provide

Co-Developer: Ariadne Labs

Author Information: Course development guided by the expertise of Erik Fromme



Workplace Violence Prevention

Target Audience: Patient-Facing Care Providers / Inpatient and Outpatient Staff

Time to Complete: 20–30 minutes

Course Description: This course teaches verbal de-escalation techniques providers can use when faced with situations in which they must manage agitated or challenging patients.

- Identify common verbal de-escalation techniques and non-coercive de-escalation approaches and when to implement them
- Describe how to set clear boundaries and limits with patients
- Identify when situations escalate to the point that they require the involvement of Security or law enforcement
- Understand that staff safety is the ultimate goal when engaging with agitated patients or visitors
- Explain how to form collaborative relationships with patients and their families that help facilitate shared decision-making

Co-Developer: UCHealth

Author Information: Course development guided by the expertise of JoAnn DelMonte, Carrie Kirk, Allison Nicholson, Billie Ratliff, Amanda Thomson, Mary McDaniel, Wendy Berry, Amy Provopulos, Chelsea Carlson, Amelia Walden, Gina Bartlow, Megan Mines, Sarah Patrick, and Kyle Rosen



ELECTRONIC HEALTH RECORD: EPIC LIBRARY

Research indicates that user ratings on the quality of training are the single greatest predictor of overall Electronic Health Record (EHR) user experience¹. These findings are leading health systems to re-invest in new and innovative training approaches.

Amplifire developed the Epic EHR training Library in conjunction with UCHealth to help physicians, nurses, and technicians effectively navigate the patient record workflow, reduce onboarding and training time, and optimize overall use of the EHR system.

Inpatient Setting Courseware

- [Inpatient CNA](#)
- [Inpatient Physicians/Providers](#)
- [Inpatient RN](#)

Outpatient Setting Courseware

- [Outpatient MA](#)
- [Outpatient Physicians/Providers](#)
- [Outpatient RN](#)

Hybrid Setting Courseware

- [Inpatient/Outpatient Hybrid Physicians/Providers](#)

Laboratory Courseware

- [Epic: Beaker Lab Techs](#)
- [Epic: Beaker Phlebotomists](#)

This library has been shown to cut time spent in classroom training by half, potentially saving tens of millions of dollars.

Target Audience: Providers, Nurses, Registration and Laboratory staff

Learning Objectives

- Optimize the overall use of Epic to enhance EHR investment
- Leverage data to customize training for individual needs

Emergency Department Setting Courseware

- [Emergency Department for Physicians/Providers](#)
- [Emergency Department RN](#)
- [Emergency Department Tech/MA](#)

Specialties Courseware

- [Anesthesiology Physicians/Providers](#)
- [Obstetrics Physicians/Providers](#)
- [Surgery Physicians/Providers](#)

Access and Revenue Courseware

- [Radiology Front Desk](#)
- [Emergency Department Registration](#)
- [Registration Basics](#)
- [Inpatient Coding \(Q1\)](#)
- [Outpatient Coding \(Q1\)](#)



Inpatient CNA

Target Audience: Inpatient CNAs

Time to Complete: 1 hour

Course Description: This course teaches learners the basics of Epic use (including Chart Review, Patient Lists, etc.), and also examines Navigators and Activities specific to the inpatient CNA's role.

- Navigate and customize Patient Lists
- Find and update patient information in the Patient Chart
- Search for reports and lab information
- Use the Work List to find and document Tasks
- Appropriately document in Flowsheets

Co-Developer: UCHealth

Author Information: Course development guided by the expertise of CT Lin, Lori Reece, Mandy White, and Mike Schlater



Inpatient Physicians/Providers

Target Audience: Inpatient Physicians / Providers

Time to Complete: 30–35 minutes

Course Description: This course teaches learners the basics of Epic use (including Chart Review, Patient Lists, etc.) and also examines Navigators and Activities specific to the inpatient physician's role.

- Navigate and customize Patient Lists
- Find and update patient information in the Patient Chart
- Search for reports and lab information
- Perform Medication Reconciliation
- Find, add, and modify orders and order sets
- Set a patient's pharmacy
- Differentiate between signing, sign and hold, releasing
- Use SmartTools and Notewriter to perform appropriate documentation
- Enter charges appropriately
- List the actions available to the patient through their patient portal

Co-Developer: UCHealth

Author Information: Course development guided by the expertise of CT Lin, Lori Reece, Catherine Dale, Lesley Wallace, Lucinda Welch, and Priscilla Clute



Inpatient RN

Target Audience: Inpatient Nurses

Time to Complete: 2 hours

Course Description: This course teaches learners the basics of Epic use (including Chart Review, Patient Lists, etc.), and also examines Navigators and Activities specific to the inpatient nurse's role.

- Navigate and customize Patient Lists
- Find and update patient information in the Patient Chart
- Search for reports and lab information
- Use the Brain to find and document Tasks
- Appropriately document in Flowsheets and the LDA Avatar
- Find, add, and modify orders and order sets
- Use the Mar to document medication administration
- Prepare the AVS and Discharge Instructions

Co-Developer: UCHealth

Author Information: Course development guided by the expertise of CT Lin, Lori Reece, Mandy White, and Mike Schlater



Outpatient MA

Target Audience: Outpatient Medical Assistants

Time to Complete: 2 hours

Course Description: This course teaches learners the basics of Epic use (including Chart Review, Patient Lists, etc.), and also examines Navigators and Activities specific to the outpatient medical assistant's role.

- Navigate and customize the Schedule
- Find and update patient information in the Patient Chart
- Search for reports and lab information
- View and update information in the Rooming navigator
- Appropriately document in Flowsheets
- Find, add, and modify orders
- Use In Basket to manage communications

Co-Developer: UCHealth

Author Information: Course development guided by the expertise of CT Lin, Lori Reece, and Patricia Brown



Outpatient Physicians/Providers

Target Audience: Outpatient Physicians and Providers

Time to Complete: 20–30 minutes

Course Description: This course teaches learners the basics of Epic use (including Chart Review, Patient Lists, etc.), but also examines Navigators and Activities specific to the outpatient physician's role.

- Find and update patient information in the Patient Chart
- Search for reports and lab information
- Find, add, and modify orders and order sets
- Set a patient's pharmacy
- Differentiate between signing, sign and hold, releasing
- Use SmartTools and Notewriter to perform appropriate documentation
- Enter charges appropriately
- List the actions available to the patient through their patient portal
- Use In Basket to manage communications

Co-Developer: UCHealth

Author Information: Course development guided by the expertise of CT Lin, Lori Reece, Catherine Dale, Lesley Wallace, Lucinda Welch, and Priscilla Clute



Outpatient RN

Target Audience: Outpatient Nurses

Time to Complete: 2 hours

Course Description: This course teaches learners the basics of Epic use (including Chart Review, Patient Lists, etc.), and also examines Navigators and Activities specific to the outpatient nurse's role.

- Navigate and customize the Schedule
- Find and update patient information in the Patient Chart
- Search for reports and lab information
- View and update information in the Rooming navigator
- Appropriately document in Flowsheets
- Find, add, and modify orders
- Use In Basket to manage communications

Co-Developer: UCHealth

Author Information: Course development guided by the expertise of CT Lin, Lori Reece, and Patricia Brown



Inpatient / Outpatient Hybrid for Physicians/Providers



Target Audience: Inpatient/Outpatient Physicians, Providers, and Residents

Time to Complete: 50–60 minutes

Course Description: This course teaches learners the basics of Epic use (including Chart Review, Patient Lists, etc.), and also examines Navigators and Activities specific to the inpatient/outpatient physician's role.

- Navigate and customize Patient Lists
- Find and update patient information in the Patient Chart
- Search for reports and lab information
- Perform Medication Reconciliation
- Find, add, and modify orders and order sets
- Set a patient's pharmacy
- Differentiate between signing, sign and hold, releasing
- Use SmartTools and Notewriter to perform appropriate documentation
- Enter charges appropriately

- List the actions available to the patient through their patient portal
- Use In Basket to manage communications

Co-Developer: UCHealth

Author Information: Course development guided by the expertise of CT Lin, Lori Reece, Catherine Dale, Lesley Wallace, Lucinda Welch and Priscilla Clute





Beaker Lab Techs

Target Audience: Lab Techs

Time to Complete: 60 minutes

Course Description: This course teaches learners the basics of Epic use and also examines activities specific to the lab tech role.

- Specimen Collection, Inquiry and Update
- Requisition Entry -Receiving Samples - Container Storage
- Results entry & Correction
- Communication Logs

Co-Developer: UCHealth

Author Information: Course development guided by the expertise of CT Lin, Patricia Brown, Andrea Myuli, Rhainnon Crouse



Beaker Phlebotomists

Target Audience: Phlebotomists

Time to Complete: 60 minutes

Course Description: This course teaches learners the basics of Epic use and also examines activities specific to the phlebotomists role.

- Specimen Collection, Inquiry and Update
- Requisition Entry
- Receiving Samples
- Container Storage

Co-Developer: UCHealth

Author Information: Course development guided by the expertise of CT Lin, Patricia Brown, Andrea Myuli, Rhainnon Crouse



Emergency Department for Physicians/Providers

Target Audience: Emergency Department Physicians / Providers

Time to Complete: 50–60 minutes

Course Description: This course teaches learners the basics of Epic use (including Chart Review, Patient Lists, etc.), and also examines Navigators and Activities specific to the Emergency Department physician's role.

- Navigate and use the Track Board
- Use the ED Manager
- Find patient information
- Customize Epic
- Find, add, and modify orders and order sets
- Perform Medication Reconciliation
- Use In Basket to manage communications
- Use SmartTools and complete appropriate documentation

Co-Developer: UCHealth

Author Information: Course development guided by the expertise of CT Lin, Lori Reece, Patricia Brown, and Rachel Billings



Emergency Department RN

Target Audience: Emergency Department Nurses

Time to Complete: 50–60 minutes

Course Description: This course teaches learners the basics of Epic use (including Chart Review, Patient Lists, etc.), and also examines Navigators and Activities specific to the Emergency Department nurse's role.

- Navigate and use the Track Board
- Use the ED Manager
- Find patient information
- Customize Epic
- Document in the ED and Rapid Intake Narrators
- Find, add, and modify orders and order sets
- Use the MAR
- Use ED Narrator to complete appropriate documentation

Co-Developer: UCHealth

Author Information: Course development guided by the expertise of CT Lin, Lori Reece, Patricia Brown, and Rachel Billings



Emergency Department Tech/MA

Target Audience: Emergency Department Techs and Medical Assistants

Time to Complete: 50–60 minutes

Course Description: This course teaches learners the basics of Epic use (including Chart Review, Patient Lists, etc.), and also examines Navigators and Activities specific to the Emergency Department tech/MA's role.

- Navigate and use the Track Board
- Use the ED Manage
- Find patient information
- Customize Epic
- Document in the Tech and Rapid Intake Narrators
- Find and act on orders
- Use Tech Narrator to complete appropriate documentation

Co-Developer: UCHealth

Author Information: Course development guided by the expertise of CT Lin, Lori Reece, Patricia Brown, and Rachel Billings



Anesthesiology Physicians/Providers

Target Audience: Anesthesiologists

Time to Complete: 30–40 minutes

Course Description: This course teaches learners the basics of Epic use (including Chart Review, Patient Lists, etc.), and also examines Navigators and Activities specific to the anesthesiologist's role.

- Navigate status boards to find patients
- Navigate and customize Patient Lists
- Search for reports and lab information
- Search for and manage orders, order sets, and phase of care
- Understand Epic iconography (medications, Results Review, etc.)
- Navigate the L&D Grease Board
- Use NoteWriter for complete documentation, including Post-Op documentation
- Use the Pre-procedure and Intraprocedure navigators
- Request Outside Records and find consent forms

Co-Developer: UCHealth

Author Information: Course development guided by the expertise of CT Lin, Lori Reece, Annette Vizona, and Terri Bauman



Obstetrics Physicians/Providers

Target Audience: Obstetrics Physicians and Providers

Time to Complete: 40–50 minutes

Course Description: This course teaches learners the basics of Epic use (including Chart Review, Patient Lists, etc.), and also examines Navigators and Activities specific to the obstetric physician's role.

- Navigate the L&D Greaseboard
- Find and update patient information in the Patient Chart
- Search for reports and lab information
- Perform Medication Reconciliation
- Find, add, and modify orders and order sets
- Differentiate between signing, sign and hold, releasing
- Use SmartTools and Notewriter to perform appropriate documentation
- Enter charges appropriately

Co-Developer: UCHealth

Author Information: Course development guided by the expertise of CT Lin, Lori Reece, and Patricia Brown



Surgery Physicians/Providers

Target Audience: Surgical Physicians / Providers

Time to Complete: 25–30 minutes

Course Description: This course teaches learners the basics of Epic use (including Chart Review, Patient Lists, etc.), and also examines Navigators and Activities specific to the surgical physician's role.

- Navigate and customize Patient Lists
- Use the Snapboard
- Find and update patient information in the Patient Chart
- Search for reports and lab information
- Perform Medication Reconciliation
- Find, add, and modify orders and order sets
- Use SmartTools and Notewriter to perform appropriate documentation
- Enter charges appropriately

Co-Developer: UCHealth

Author Information: Course development guided by the expertise of CT Lin, Lori Reece, and Patricia Brown



Radiology Front Desk



Target Audience: Radiology Schedulers (Rad techs, non-clinical staff, MA's, front desk Staff)

Time to Complete: 1 hour

Course Description: This course consists of 2 modules that teach schedulers how to schedule radiology procedures/appointments.

- Front Desk Activities
- Scheduling Radiology Appointments
- Cancel/Reschedule Appointments
- Ancillary Orders
- Transcribing Orders
- Active Request Workqueues

Co-Developer: UCHealth

Author Information: Course development guided by the expertise Tricia Brown, Heather Grubert





Emergency Department Registration

Target Audience: ED non-clinical staff

Time to Complete: 1 hour

Course Description: This course consists of 2 modules that teach non-clinical staff the ED arrival process and registration process. Navigate and customize Patient Lists.

- Navigation, ED Track Board & ED Manager
- Arriving an existing patient, a new patient, a minor patient
- Registering an existing patient, a new patient, a minor patient
- Dismissing and Discharging a patient
- Completing the Arrival Section
- Completing the Travel Section
- Rooming the patient
- Completing Demographics
- HAR & HAR Note
- Documents
- Checklist
- Payment, Guarantor Accounts & Coverage

Co-Developer: UCHealth

Author Information: Course development guided by the expertise of Tricia Brown, Andrea Nyuli



Registration Basics

Target Audience: Schegistrars, anyone involved in patient registration for appointments

Time to Complete: 60 mins

Course Description: Registration Basics is a course that covers the basics of registration for a patient.

- Registering an adult patient in epic for an appointment
- Registering a minor in epic for an appointment
- Demographics, including updates and edits
- Registering patients with health coverage, guarantors, subscribers, and insurance
- Real time eligibility (rte)
- Adding and updating coverage
- Worker's comp
- Break the glass
- Working with patient records in epic, marking for merge, and reactivating coverage
- Patient portal

Co-Developer: UCHealth

Author Information: Tricia Brown, Shannon Shatzer, Hannah Ensing



ELECTRONIC HEALTH RECORD: CERNER LIBRARY

Research indicates that user ratings on the quality of training are the single greatest predictor of overall Electronic Health Record (EHR) user experience¹. These findings are leading health systems to re-invest in new and innovative training approaches.

Amplifire developed the Cerner EHR training Library in conjunction with MedStar to help physicians, nurses, and technicians effectively navigate the patient record workflow, reduce onboarding and training time, and optimize the overall use of the EHR system.

Inpatient Setting Courseware

- [Inpatient Physicians/Providers](#)
- [Inpatient RN](#)

This library has been shown to cut time spent in classroom training by half, potentially saving tens of millions of dollars.

Target Audience: Providers and Nurses

Learning Objectives

- Optimize the overall use of Cerner to enhance EHR investment
- Leverage data to customize training for individual needs



Inpatient Physicians/Providers

Target Audience: Inpatient Physicians/Providers

Time to Complete: 2 hours

Course Description: This course consists of 7 modules that teach providers the basics of Cerner PowerChart by focusing on the inpatient physician's tasks.

- General chart review and navigation, including typical inpatient provider workflows
- Patient List management and Patient Search functionality
- Admission, Transfer, and Discharge
- Using dynamic documentation for efficient note entry/management
- Using the Message Center for efficient communication
- Navigating Order Sets
- Using Results Review and related features

Co-Developer: MedStar

Author Information: Course development guided by the expertise of Sarah Johnston, Supriya Sharma, Grace Omijie, Fadlullah Firman, Jeremy Wolfe, Yuri Wijting, and Brent Velasco



Inpatient RN



MedStar Health

Target Audience: Inpatient Nurses

Time to Complete: 3 hours

Course Description: This course consists of 12 modules that teach nurses the basics of Cerner PowerChart by focusing on the inpatient nurse's tasks.

- General chart review and navigation
- Admission, Transfer, and Discharge
- Bedside Medical Device Integration (BMDI)
- Orders Management and communication types associated with orders
- Specimen Collection
- Using CareCompass to ensure timely review of patient orders, status, and tasks
- Creating, navigating, and updating Interdisciplinary Plans of Care (IPOCs)
- Using Iview and PowerForms for efficient charting
- Using the MAR to facilitate timely administration and documentation of medications

Co-Developer: MedStar Health

Author Information: Course development guided by the expertise of Sarah Johnston, Supriya Sharma, Grace Omijie, Fadlullah Firman, Jeremy Wolfe, Yuri Wijting, and Brent Velasco





OBSTETRICS (OB/GYN) LIBRARY

The Obstetrics (OB/GYN) Library is being developed in conjunction with various Alliance Members, and Alliance Partners. Trends over the past decade indicate a decrease in overall neonate adverse events and a substantial rise in maternal morbidity - the OB/GYN library is designed to address this (and many other complex issues) across the continuum of care.

Target Audience: Providers and Nurses

Obstetrics Courses

- [Postpartum Hemorrhage](#)
- [Electronic Fetal Monitoring](#)
- [Shoulder Dystocia](#)
- [Hypertension in Pregnancy](#)

Learning Objectives

- Reduce incidents and near-misses associated with the health and safety of pregnant women and their unborn children
- Reduce the financial burden of malpractice claims associated with Obstetrics
- Address the most frequently seen rule-based, skill-based, and knowledge-based active and latent errors in Obstetrics
- Target and reduce the most common system errors related to Electronic Fetal Monitoring (EFM) use including fear of conflict, knowledge deficits, and communication failures



Postpartum Hemorrhage

Target Audience: Obstetrics Nurses and Providers

Time to Complete: 20–30 minutes

Course Description: This course teaches learners how to identify a patient's risk of postpartum hemorrhage, how to manage it, and how to communicate with the patient and care team.

- Define postpartum hemorrhage (PPH)
- Explain the incidence and prevalence of postpartum hemorrhage
- Classify the etiologies of postpartum hemorrhage
- Determine the patient's risk level
- Calculate a patient's quantitative blood loss (QBL) and recognize the difference from estimated blood loss (EBL)
- Define the criteria and management steps for the 4 stages of postpartum hemorrhage
- Identify essential team members on the postpartum hemorrhage management team
- Model effective team communication while treating a patient with postpartum hemorrhage
- Effectively communicate with a postpartum hemorrhage patient
- Describe the contents of the postpartum hemorrhage cart

- Select the appropriate intervention for a patient with postpartum hemorrhage, including surgical, non-surgical, and medications
- Determine the actions needed to provide rapid blood replacement for a patient with postpartum hemorrhage

Co-Developer: Assorted Partners



Electronic Fetal Monitoring

Target Audience: Obstetrics Nurses and Providers

Time to Complete: 20–30 minutes

Course Description: This training teaches EFM interpretation and management skills, while also solidifying learner understanding of key, fundamental principles that lead to proper interpretation and management.

- State basic, essential definitions for best EFM practices
- Understand and use standardized terminology and communication requirements
- Identify appropriate categories for various EFM tracings
- Conduct proper interpretation of EFM tracings in varying scenarios
- Recognize primary, secondary, and tertiary management steps

Co-Developer: Assorted Partners



Accreditation Statement: In support of improving patient care, this activity has been planned and implemented by Medical Education Resources (MER) and Amplifire. MER is jointly accredited by the Accreditation Council for Continuing Medical Education (ACCME), the Accreditation Council for Pharmacy Education (ACPE), and the American Nurses Credentialing Center (ANCC), to provide continuing education for the healthcare team.

Nursing Credit: Medical Education Resources designates this enduring activity for a maximum of 1 ANCC nursing contact hours. Nurses will be awarded contact hours upon successful completion of the activity.



Shoulder Dystocia

Target Audience: Obstetrics Nurses and Providers

Time to Complete: 20–30 minutes

Course Description: This course teaches the various maneuvers used to resolve shoulder dystocia and how to communicate during instances of shoulder dystocia.

- Identify the factors that place patients at higher risk for shoulder dystocia
- Differentiate between the maneuvers to resolve a shoulder dystocia
- Identify the impact of shoulder dystocias on mother and infant
- State the appropriate information needed for documentation, debrief, and team and patient communication

Co-Developer: Assorted Partners



Accreditation Statement: In support of improving patient care, this activity has been planned and implemented by Medical Education Resources (MER) and Amplifire. MER is jointly accredited by the Accreditation Council for Continuing Medical Education (ACCME), the Accreditation Council for Pharmacy Education (ACPE), and the American Nurses Credentialing Center (ANCC), to provide continuing education for the healthcare team.

Nursing Credit: Medical Education Resources designates this enduring activity for a maximum of 0.5 ANCC nursing contact hours. Nurses will be awarded contact hours upon successful completion of the activity.



Hypertension in Pregnancy

Target Audience: Obstetrics Nurses and Providers

Time to Complete: 20–30 minutes

Course Description: This training will cover the various hypertensive disorders in pregnancy, including increasing your understanding of classifications, proper diagnosis, management, and treatment options.

- Identify the classifications of hypertension in pregnancy
- Understand criteria for adequate diagnosis of each classification
- Understand signs and risk factors for each classification
- Identify proper management and treatment options

Co-Developer: Assorted Partners



MEDICAL EQUIPMENT MANAGEMENT LIBRARY

The Medical Equipment Management Library was originally developed in partnership with Providence Health to take on the CRE Superbug appearing in the Olympus Duodenoscope. Through our partnership with the Association for the Advancement of Medical Instrumentation and eventually with Olympus directly, we are expanding this library to other high-risk equipment issues.

Target Audience: Providers, Nurses, Reprocessing Technicians, and Imaging Technicians

Learning Objectives

- Ensuring technical staff have the proper and proven training to avoid error and infection

Medical Equipment Management Courses

- Reprocessing: Olympus Evis Exera Q180 Duodenoscope
- Reprocessing: Olympus Evis Exera 160VF, 160F, & Q180V Duodenovideoscopes
- Reprocessing: Olympus TJF-Q190V Duodenoscope
- Reprocessing: Pentax ED-3460TK Video Duodenoscope
- Surgical Sterile Instrument Processing (Centralized Sterile Processing)
- Syringe Infusion Pump Safety
- Mammography
- Imaging Appropriately
- EKG Interpretation Assessment



Reprocessing: Olympus Evis Exera Q180 Duodenoscope

Target Audience: Endoscope Reprocessing Technicians

Time to Complete: 30–35 minutes

Course Description: This course teaches learners the intricate steps of endoscope reprocessing and encourages them to become defenders of patient safety for those undergoing endoscopy procedures.

- Identify the various parts of an endoscope
- Perform endoscope reprocessing steps from pre-cleaning through sterilization
- Describe how to safely store endoscopes
- Understand the safety issues surrounding endoscope reprocessing, including the potential harm that can be done to patients, the reprocessing technician, and the equipment itself

Co-Developer: Olympus America

Author Information: Course development guided by the expertise of Melinda Benedict, Jason Ashraf, Liza Ayala, and Stevi Jerrold



Reprocessing: Olympus Evris Exera 160VF, 160F, & Q180V Duodenovideoscopes

Target Audience: Endoscope Reprocessing Technicians

Time to Complete: 35 minutes

Course Description: This course teaches learners the intricate steps of endoscope reprocessing and encourages them to become defenders of patient safety for those undergoing endoscopy procedures.

- Identify the various parts of an endoscope
- Perform endoscope reprocessing steps from pre-cleaning through sterilization
- Describe how to safely store endoscopes
- Understand the safety issues surrounding endoscope reprocessing, including the potential harm that can be done to patients, the reprocessing technician, and the equipment itself

Co-Developer: Providence Health & Services

Author Information: Course development guided by the expertise of Shannan Hove and Thomas Rowe



Reprocessing: Olympus TJF-Q190V Duodenoscope



Target Audience: Endoscope Reprocessing Technicians

Time to Complete: 35 minutes

Course Description: This course teaches learners the intricate steps of endoscope reprocessing and encourages them to become defenders of patient safety for those undergoing endoscopy procedures.

- Identify the various parts of an endoscope
- Perform endoscope reprocessing steps from pre-cleaning through sterilization
- Describe how to safely store endoscopes
- Understand the safety issues surrounding endoscope reprocessing, including the potential harm that can be done to patients, the reprocessing technician, and the equipment itself

Co-Developer: Olympus

Author Information: Course development guided by the expertise of Melinda Benedict, Jason Ashraf, Liza Ayala, and Stevi Jerrold



Reprocessing: Pentax ED-3460TK Video Duodenoscope

Target Audience: Endoscope Reprocessing Technicians

Time to Complete: 35 minutes

Course Description: This course teaches learners the intricate steps of endoscope reprocessing and encourages them to become defenders of patient safety for those undergoing endoscopy procedures.

- Identify the various parts of an endoscope
- Perform endoscope reprocessing steps from pre-cleaning through sterilization
- Describe how to safely store endoscopes
- Understand the safety issues surrounding endoscope reprocessing, including the potential harm that can be done to patients, the reprocessing technician, and the equipment itself

Co-Developer: Providence Health & Services

Author Information: Course development guided by the expertise of Kelly Pagel



Surgical Sterile Instrument Processing (Centralized Sterile Processing)

Target Audience: Endoscope Reprocessing Technicians

Time to Complete: 20–30 minutes

Contributor: Banner Health

Course Description: This course explores the various steps and efforts involved in centralized sterile processing, covering vocabulary, best practices, and procedures.

- Define sterilization terms (bioburden, disinfection, antiseptic, etc.)
- Differentiate between the types of cleaning solutions, disinfectants, antiseptics, and water
- Explain how to use wraps, pouches, packaging, and labels
- Discuss appropriate implementations of immediate use steam sterilization (IUSS)
- Explain how to appropriate transport equipment
- Describe how to load a sterilizer

Co-Developer: Banner Health

Author Information: Course development guided by the expertise of Tiffany Solberg, Ayda Menjugas MacDuff, Candace Schlickin, Emily Ellis, and Noelle Trinder



Syringe Infusion Pump Safety

Target Audience: RNs, Healthcare Providers tasked with the utilization of infusion pumps

Time to Complete: 20–30 minutes

Course Description: This course teaches the principles and techniques of syringe infusion pump use that will help learners deliver the best outcomes for patients.

- Identify indications for infusion pump use
- Define mechanical and physical terms associated with infusion pumps (slack, striction, flexure, etc.)
- Describe mitigation methods to prevent medication delivery delays associated with infusion pump use
- Explain how syringe and tubing size, orientation, and compliance impact flow stability and medication delivery
- Identify the factors associated with infusion pump alarms
- Describe how physical positioning of the pump in relation to patient impacts medication delivery
- Identify complications and implications associated with air bubbles in infusion pump syringes

Co-Developer: Mass General Brigham

Author Information: Course development guided by the expertise of Christopher Colvin and Nathaniel Sims



Mammography



Target Audience: Breast Radiologists

Time to Complete: 20–30 minutes

Course Description: This course teaches breast radiologists about the multiple imaging modalities, how to interpret images correctly, and appropriate interventional techniques to diagnose benign versus malignant disease.

- Discuss the Breast Imaging Reporting and Data System (BI-RADS), including suspicious microcalcifications, masses, and asymmetries, with all available imaging modalities
- Compare and contrast pre-procedural planning techniques for breast biopsies
- Choose the most appropriate imaging modality to guide percutaneous breast biopsy and discuss post-procedural planning and management
- Utilize radiology-pathology correlation to recommend appropriate follow-up and treatment of patients

Co-Developer: Penn State Health

Author Information: Course development guided by the expertise of Joe Fotos



Imaging Appropriately



Target Audience: Physicians and Radiologists

Time to Complete: 20–30 minutes

Course Description: This course is designed to assist clinicians in deciding which patients should undergo advanced imaging (CT, MRI, and Ultrasound).

- Identify appropriate imaging tests to run based on patient signs and symptoms

Co-Developer: Texas Health Resources

Author Information: Course development guided by the expertise of Alex Klacman



EKG Interpretation Assessment



Target Audience: Acute Care Providers, Telemetry / ICU / ED Providers, Monitor Technicians

Time to Complete: 20–30 minutes

Contributor: Texas Health Resources

Course Description: These courses are meant to assess a learner's ability to interpret EKG waves. There are three versions of this course: Monitor Technician, Acute Care, and ED/ICU/Telemetry. The Acute Care and ED/ICU/Telemetry exams also assess a learner's knowledge of nursing interventions to take based on the EKG wave.

- Identify the different parts of an EKG wave
- Identify the ventricular rate, PR interval, and QRS duration of an EKG wave
- Differentiate between the different EKG waves
- Describe the nursing interventions required based on an EKG interpretation

Co-Developer: Texas Health Resources

Author Information: Course development guided by the expertise of Alex Klacman



COMPLIANCE LIBRARY

The Compliance Library has been developed in conjunction with MedStar Health and Brigham and Women's Hospital. By design, it addresses a variety of topics that have regulatory and accreditation relevance. Like all Amplifire courses, the Compliance Library elements actively engage learners and adapt to each individual's knowledge-base, thereby keeping the content relevant by focusing on un-mastered material.

Compliance Courses

- **Corporate Compliance**
- **Emergency Preparedness and Response**
- **Fire Safety**
- **General Safety**
- **Hazard Communications**
- **Infection Prevention and Control—Clinical or Non-Clinical**
- **Laboratory Specimen Collection and Labeling**
- **Patient Care Assessment and Patient Safety**
- **Patient Rights—Clinical or Non-Clinical**

Target Audience: Clinical Audience / Non-Clinical Audience

Learning Objectives

- Reduce compliance training time by 50-75% compared to traditional methods, while improving content retention
- Identify and remediate cognitive biases that cause compliance-related issues
- Convey the latest compliance best practices to keep the workforce up-to-date



Corporate Compliance

Target Audience: All Healthcare Staff (Clinical and Non-Clinical Providers)

Time to Complete: 20–30minutes

Course Description: This course teaches the basics of corporate compliance, exploring topics ranging from HIPPA to safe technology use. Learners will be able to:

- Summarize the laws and regulations that impact healthcare providers and care of patients
- Describe the importance of and regulations surrounding patient privacy
- Describe the steps needed to provide safe technology use.
- Describe the policies related to social media use

Co-Developer: MedStar Health



Emergency Preparedness and Response

Target Audience: All Healthcare Staff (Clinical and Non-Clinical Providers)

Time to Complete: 20–30 minutes

Course Description: This course explores guidelines staff should follow when faced with an emergency event or potential disaster situation, including what to do when they are at work or at home when an emergency occurs.

- List the factors used to establish the Emergency Preparedness Program (EPP)
- Describe hospital emergency preparedness plans and systems
- Identify Personal Preparedness steps
- Identify the Three Basic Steps to Safety and how to perform them
- Explain the different types of security, facility, medical, and weather alerts
- List the techniques and guidelines used in emergency situations
- Differentiate between the different types of radiation emergencies and how to handle decontamination
- Explain how to respond to fire and weather alerts
- Explain where to find key emergency equipment and information

Co-Developer: Mass General Brigham and MedStar Health

Author Information: Course development guided by the expertise of Will Marvin (MedStar Health) and Tim Moore (Mass General Brigham)



Fire Safety

Target Audience: All Healthcare Staff (Clinical and Non-Clinical Providers)

Time to Complete: 20–30 minutes

Course Description: This course teaches about fire safety guidelines, the hospital fire plan, and evacuation steps in the case of a fire emergency.

- Communicate appropriately during a fire emergency
- Distinguish between the types of fire and fire extinguishers
- List steps to be taken during a fire emergency
- Differentiate between smoke zones and locations of defend-in-place

Co-Developer: Mass General Brigham and MedStar Health

Author Information: Course development guided by the expertise of Will Marvin (MedStar Health) and Jon Boyer (Mass General Brigham)



General Safety

Target Audience: All Healthcare Staff (Clinical and Non-Clinical Providers)

Time to Complete: 20–30minutes

Course Description: This course teaches general safety topics, ranging from general hazard communication and fire safety to workplace violence and sexual harassment to ergonomics. Learners will be able to:

- Discuss general fire safety and hazard communication
- Identify hazardous situations and warning signs
- Identify precautions when handling hazardous materials
- Identify steps for containing or cleaning hazardous spills.
- Recognize OSHA signage and locations
- Use ergonomic practices to prevent workplace injury, slips, trips, and falls

Co-Developer: MedStar Health



Hazard Communications

Target Audience: All Healthcare Staff (Clinical and Non-Clinical Providers)

Time to Complete: 20–30 minutes

Course Description: This course teaches learners how to appropriately respond to a chemical spill or emergency and determine the level of hazard according to the label assigned to the chemical.

- Explain how to protect yourself in case of a chemical spill
- Identify what protocols to follow during a chemical emergency
- Interpret labels to identify the level of hazard
- Discuss the update in Safety Data Sheets

Co-Developer: Mass General Brigham and MedStar Health

Author Information: Course development guided by the expertise of Yuri Wijting (MedStar Health) and Jon Boyer (Mass General Brigham)



Infection Prevention and Control—Clinical or Nonclinical

Target Audience: Healthcare Staff: Clinical or nonclinical courses available

Time to Complete: 20–30 minutes

Course Description: Infection prevention and control training ensure that healthcare professionals understand how pathogens are transmitted in the work environment from patient to healthcare worker, healthcare worker to patient, patient to patient, and within the same patient. This course explores basic infection prevention practices such as hand hygiene, PPE use, and Transmission-Based Precautions. It also teaches about HAIs, bloodborne pathogens, and antimicrobial stewardship. At the completion of this module, learners will be able to:

- Discuss efforts designed to minimize the risk of occupational exposures to infectious diseases
- Explain methods to prevent the spread of infection
- Discuss the impact of community-acquired and healthcare-associated infections
- Identify barriers and personal protective equipment for protection from exposure to potentially infectious material
- Summarize the engineering, work practice, and environmental controls that protect against healthcare-associated infections
- Describe the chain of infection as it applies to infection prevention and control
- Define key terms related to infection prevention and control

Co-Developer: MedStar Health



Laboratory Specimen Collection and Labeling



Target Audience: Nurses, Patient Care Technicians, CNAs

Time to Complete: 20–30 minutes

Course Description: This course orients learners to proper specimen collection and labeling procedures.

- State the significance of laboratory accrediting agencies
- Explain proper patient identity protocols
- State the significance of collected volume
- Explain the effects of contaminated blood cultures
- Support proper specimen collection
- Identify properly labeled specimens

Co-Developer: Texas Health Resources

Author Information: Course development guided by the expertise of Michael Nguyen and DeVonna McNeil



Patient Care Assessment and Patient Safety

Target Audience: Providers

Time to Complete: 20–30 minutes

Course Description: This course explores guidelines staff should follow when faced with an emergency event or potential disaster situation, including what to do when they are at work or at home when an emergency occurs.

- List the factors used to establish the Emergency Preparedness Program (EPP)
- Describe hospital emergency preparedness plans and systems
- Identify Personal Preparedness steps
- Identify the Three Basic Steps to Safety and how to perform them
- Explain the different types of security, facility, medical, and weather alerts
- List the techniques and guidelines used in emergency situations
- Differentiate between the different types of radiation emergencies and how to handle decontamination
- Explain how to respond to fire and weather alerts
- Explain where to find key emergency equipment and information

Co-Developer: Mass General Brigham

Author Information: Course development guided by the expertise of Mass General Brigham



Patient Rights - Clinical or Nonclinical

Target Audience: Healthcare Staff: Clinical or nonclinical courses available

Time to Complete: 20–30minutes

Course Description: After this module, learners will be able to:

- Cite the 5 components of the Patient Bill of Rights and Responsibilities
- Identify the rights guaranteed to patients through the Americans with Disabilities Act
- Understand the Emergency Medical Treatment and Labor Act
- Define protected health information and identify examples
- Abide by the laws identified by the Health Insurance Portability and Accountability Act
- Follow the Minimum Necessary Standard when requesting, viewing, and disclosing patient health records
- Identify the signs of patient abuse and neglect
- Cite the types of information that must be disclosed so patients can make informed decisions
- Identify the dimensions of diversity and be able to classify them as primary, secondary, or organizational dimensions
- Discuss the considerations a patient must make when creating their advance directive
- Recognize differences between living wills and durable powers of attorney, understanding how they affect patient care

- Understand the principles of medical ethics that impact a patient's rights and be able to discuss the differences between medical law and medical ethics
- Understand the regulatory requirements of filing, managing, and resolving grievances

Co-Developer: MedStar Health



ANALYTICS AND IMPROVEMENT LITERACY LIBRARY

Analytics and Improvement Literacy for Analysts

Analysts bring the most value to healthcare organizations when they can solve problems and become partners in clinical and operational improvement work. This requires an ability to contextualize and analyze data to surface improvement opportunities—and then communicate those opportunities with their leaders. This program provides analysts with the core competencies needed to move from reactive report writing to proactively discovering insights that lead to meaningful improvements.

Key needs addressed

- Provide analysts with the context, value, and role of data
- Empower analysts to generate insight to drive improvement work
- Communicate insights to technical and non-technical audiences with effective data visualization through data visualization

- [Healthcare Data](#)
- [Healthcare Operations](#)
- [Data Analysis](#)
- [Data Visualization](#)
- [Process Improvement](#)
- [Project Management](#)
- [Communication](#)
- [Data Modeling](#)

Analytics and Improvement Literacy for Leaders

Every day, healthcare leaders swim in an ocean of data, dashboards, and reports. But dashboards and reports alone don't yield dramatic and sustained improvements. This series of powerful learning experiences will enhance leaders' analytics literacy, enabling them to generate more meaningful insight from their data. Learning experiences are delivered in Amplifire, an online platform known for enabling rapid and effective learning that leads to better patient outcomes.

Key needs addressed

- Provide leaders with the context, value, and role of data
- Empower leaders to independently generate insight and engage with analysts in complex data analysis
- Propose improvement opportunities in a compelling manner through data visualization

- [Healthcare Data](#)
- [Healthcare Operations](#)
- [Understand and Interpret Analysis](#)
- [Data Visualization Basics](#)
- [Process Improvement](#)



Healthcare Data



Target Audience: Data Analysts

Time to Complete: 20–30 minutes for each module

Course Description: Develop a basic understanding of the most common forms of data within healthcare, including terminologies, coding systems, groupers, and risk models. Effectively engage with available data and ultimately produce more meaningful insights for improvement.

- Recognize the basic structures of ICD, CPT, HCPCS, and NDC coding systems
- Understand the purpose of SNOMED CT, LOINC, and RxMed
- Describe how clinical terminology is used in healthcare data
- Describe the basic structure and use of a DRG
- Use DRGs to calculate a hospital's CMI
- Understand HCCs, DCCI, Elixhauser Comorbidity Index, LACE, and LACE+ Indices
- Describe how risk models are used to analyze mortality and readmission rates
- Recognize commonly used numerical prefixes
- Identify the medical terms for the location of procedures or conditions

- Describe positional, directional, and basic anatomy medical terms
- Recall terms for conditions of the body and surgical procedures
- Recognize common medical abbreviations

3 modules | 3 CLUs

Co-Developer: Health Catalyst



Target Audience: Data Analysts

Time to Complete: 20–30 minutes for each module

Course Description: Gain a general understanding of the healthcare industry, including the current policy environment, the most common payment and delivery models, revenue cycle, and supply chain, and labor management.

- Recognize the metrics government regulators require healthcare providers to report
- Comprehend how value-based care impacts healthcare and drives policy
- Explain the three most prevalent delivery models
- Recognize and describe the four most prominent payment models
- Describe the process of healthcare billing
- Explain the use of revenue cycle metrics
- Recognize the similarities and differences between how the five main hospital types handle revenue
- Understand hospital supply management
- Explain labor management and occupancy
- Explain nursing ratios, FTE staffing, and productivity ratios work in labor management
- Describe how licensed beds, staffed beds, and critical census are used to measure a hospital's maximum occupancy limit

- List how the daily census, occupancy rate, and patient dates are used to calculate occupancy
- Explain the importance of tracking utilization statistics

4 modules | 5 CLUs

Co-Developer: Health Catalyst



Data Analysis



Target Audience: Data Analysts

Time to Complete: 20–30 minutes for each module

Contributor: Health Catalyst

Course Description: Use industry best practices to perform basic comparative and descriptive analysis, and leverage run charts and statistical process control charts to understand variation.

- Understand the impact of sample size on analysis
- Manage rates and frequencies within an analysis
- Choose appropriate chart type to use in data analysis
- Avoid statistical bias
- Recognize the common data distribution shapes
- Identify the common types of variation within a data distribution
- Recall the measures of central tendency and when to use them
- Identify process or system stability using a control chart
- Interpret boxplots and bubble charts
- Describe the difference between common cause and special cause variation

- Build run and control charts
- Utilize statistical rules to identify special cause variation on a run or control chart
- Interpret special cause variation using a run or control chart

3 modules | 4 CLUs

Co-Developer: Health Catalyst





Data Visualization

Target Audience: Data Analysts

Time to Complete: 20–30 minutes

Course Description: Uncover how human beings consume visual information and recognize how to effectively design visualizations to take advantage of those tendencies.

- Comprehend how people consume visual data
- Describe key design principles informed by that comprehension
- Describe the components of an effective design process to create your visualizations

1 module | 2 CLUs

Co-Developer: Health Catalyst



Process Improvement



Target Audience: Data Analysts

Time to Complete: 20–30 minutes for each module

Course Description: Learn common concepts, language, tools, and processes involved in improvement work.

- Define and differentiate common process improvement methods and methodologies
- Define common process improvement terminologies and concepts
- Consider those affected by the change and understand how to involve them in the process
- Recognize the four layers of Governance
- Compare the components of the Three Systems and provide improvement effort examples for each component
- Define basic terminologies of the 7 Question Framework and compare it to other methodologies
- Define the Healthcare Analytic Adoption Model, including the different levels of the model
- Recognize and differentiate between common measurement roadblocks in healthcare
- Recognize common symptoms of numerical illiteracy
- Identify common barriers to effecting change and understand why they are prevalent
- Recognize the need to continually monitor for sustained improvement
- Articulate the flaw in “punishing the outlier” issue

- Recognize the need to set appropriate baselines and benchmarks whenever possible
- Define and contrast outcome, process, and balance measures

2 modules | 3 CLUs

Co-Developer: Health Catalyst





Project Management

Target Audience: Data Analysts

Time to Complete: 20–30 minutes for each module

Contributor: Health Catalyst

Course Description: Gain the foundational skills crucial for every role within healthcare regardless of the type or size of the project.

- Describe the role project management plays in the success of client projects
- Explain the role that creating a timeline plays in the success of a project
- Describe the process of creating a project timeline
- Explain the role that regular, quality project updates play in the success of a project
- Identify the elements of a quality project update
- Explain how to establish a regular cadence and method for providing project updates
- Explain the role that managing action items play in the success of a project
- Recognize and document action items
- Describe the importance of documenting action items
- Hold people accountable for their assigned action items
- Explain the role that managing expectations play in the success of a project
- Manage client and HC team expectations

2 modules | 1 CLU

Co-Developer: Health Catalyst



Communication



Target Audience: Data Analysts

Time to Complete: 20–30 minutes for each module

Course Description: Develop the flexibility and adaptability in communication to ensure that information shared is information received. Recognize, consider, and adjust according to the audience and medium, increasing the effectiveness of written, oral, and consulting communication.

- Understand how the audience affects written communication
- Be able to determine if communication should be email or meeting
- Understand how to identify unnecessary language and information in written communication
- Recognize what constitutes a clear deadline
- Understand the role of questions in an oral presentation
- Articulate the value of using stories in your presentation
- Understand the role pace plays in effective oral communication
- Recognize the importance of concision in oral communication
- Understand the difference between audience and use case and their impacts on a demo
- Recognize when to respond to questions and when not to in a demo

- Understand your personal role in opening and maintaining dialogue throughout the consulting relationship
- Understand the characteristics of consulting questions

3 modules | 3 CLUs

Co-Developer: Health Catalyst



Data Modeling



Target Audience: Data Analysts

Time to Complete: 20–30 minutes for each module

Course Description: Effective data-governance solutions begin with a deep understanding of the data. The basic principles of data modeling are essential before diving into the tools Health Catalyst offers that assist in analysis and visualization.

- Differentiate between data types and how they are used
- Define primary key, surrogate key, and foreign key, and know what makes a good key
- Read and interpret an entity-relationship diagram (ERD)
- Recognize different types of joins and know when to use each
- Define grain in the context of data modeling and identify in a given scenario or data set
- Know what indexes are and differentiate between non-clustered and clustered indexes
- Define table and view and know-how each is used in SAMD
- Determine when you should use early vs. late binding
- Define data lake and data warehouse
- Differentiate between star schemas and third normal form schemas
- Know why we have SAM framework architecture (Health Catalyst's data model)

- Categorize a piece of data in a given scenario as an event, rule, population, pre-metric, metric, or summary metric

3 modules | 3 CLUs

Co-Developer: Health Catalyst





Healthcare Data



Target Audience: Leaders

Time to Complete: 20–30 minutes for each module

Course Description: Develop a basic understanding of the most common forms of data within healthcare, including terminologies, coding systems, groupers, and risk models. Effectively engage with available data and ultimately produce more meaningful insights for improvement.

- Recognize the basic structures of ICD, CPT, HCPCS, and NDC coding systems
- Utilize available resources to look up meanings of codes used in healthcare data
- Understand the purpose of SNOMED CT, LOINC, and RxMed
- Describe how clinical terminology is used in healthcare data
- Describe how DRGs are used
- Describe how a DRG payment model works
- Use DRGs to calculate a hospital's CMI
- Understand HCCs, DCCI, Elixhauser Comorbidity Index, LACE, and LACE+ Indices
- Describe how risk models are used to analyze mortality and readmission rates
- Recognize commonly used numerical prefixes
- Identify the medical terms for the location of procedures or conditions
- Describe positional, directional, and basic anatomy medical terms

- Recall terms for conditions of the body and surgical procedures
- Recognize common medical abbreviations

3 modules | 3 CLUs

Co-Developer: Health Catalyst





Target Audience: Leaders

Time to Complete: 20–30 minutes for each module

Course Description: Understand the basics of the healthcare industry, including the current policy environment, the most common payment, and delivery models, revenue cycle, supply chain, and labor management.

- Identify healthcare regulatory organizations
- Recognize the metrics government regulators require healthcare providers to report
- Comprehend how value-based care impacts healthcare and drives policy
- Explain the three most prevalent delivery models
- Recognize and describe the four most prominent payment models
- Describe the process of healthcare billing
- Explain the use of revenue cycle metrics
- Recognize similarities and differences in how five main hospital types handle revenue
- Understand hospital supply management
- Explain labor management and occupancy
- Explain how nursing ratios, FTE staffing, and productivity ratios work in labor management
- Describe how licensed beds, staffed beds, and critical census are used to measure a hospital's maximum occupancy limit

- List how the daily census, occupancy rate, and patient dates are used to calculate occupancy
- Explain the importance of tracking utilization statistics
- List the hospital areas where utilization is particularly important (ED and imaging)

4 modules | 5 CLUs

Co-Developer: Health Catalyst



Understand and Interpret Analysis



Target Audience: Leaders

Time to Complete: 20–30 minutes for each module

Course Description: Work with competent analysts to get the correct data and analyze and interpret it in a way that generates meaningful insights.

- Understand the impact of sample size on analysis
- Recognize best practices around collecting historic data
- Identify appropriate chart types and their application
- Distinguish between outcome, process, and balance measures
- Understand statistical bias and its potential cause
- Recognize the various shapes of data distributions
- Determine appropriate measures of central tendency and spread
- Evaluate basic visualizations for key insights
- Describe linear relationships using the correlation coefficient, r , and the coefficient of determination, r^2
- Interpret the results of a hypothesis test

- Recognize the importance of evaluating performance over time
- Understand the difference between common cause variation and assignable cause variation
- Interpret run charts and control charts to respond to signals rather than noise

3 modules | 5 CLUs

Co-Developer: Health Catalyst





Data Visualization Basics



Target Audience: Leaders

Time to Complete: 20–30 minutes

Course Description: Uncover how human beings consume visual information and recognize how to effectively design visualizations to take advantage of those tendencies.

- Comprehend how people consume visual data
- Understand key design principles

1 module | 2 CLUs

Co-Developer: Health Catalyst



Process Improvement



Target Audience: Leaders

Time to Complete: 20–30 minutes for each module

Contributor: Health Catalyst

Course Description: Learn the foundational concepts, language, tools, and processes involved in improvement work.

- Define and differentiate common process improvement methods and methodologies
- Define common process improvement terminologies and concepts
- Recognize the need to consider those affected by the change and understand how to involve them
- Recognize the four layers of Governance
- Compare the components of the Three Systems and provide improvement effort examples
- Define basic terminologies of the 7 Question Framework and compares it to other methodologies
- Recognize the value and application of the 7 Question framework to all work
- Define the Healthcare Analytic Adoption Model, including the different levels of the model
- Recognize and differentiate between common measurement roadblocks
- Identify common barriers to effecting change and understands why they are prevalent

- Avoid reacting to single data points by understanding the value of examining data over time
- Recognize the need to continually monitor for sustained improvement
- Articulate the flaw in “punishing the outlier” issue
- Recognize the need to set appropriate baselines and uses benchmarks
- Define and contrast outcome, process, and balance measures

2 modules | 3 CLUs

Co-Developer: Health Catalyst





HOSPICE, PALLIATIVE, AND RESTORATIVE CARE LIBRARY

This library was developed with two key partners:

- American Academy of Hospice and Palliative Medicine
- Association of Rehabilitation Nursing

Due to the effects of chronic diseases on an aging population, the need for caregiving for older adults by formal, professional caregivers will increase sharply during the next several decades.

In 2014, about 67,000 paid, regulated long-term care services providers served about 9 million people in the United States. In 2015, hospice patients received a total of 96,052,577 days of care paid for by Medicare.

Two factors—longer life spans and aging baby boomers—will combine to double the population of Americans aged 65 years or older during the next 25 years. By 2030, older adults will account for roughly 20% of the US population.

Target Audience: Individual practitioners

Available Through Associations

- **Essentials of Hospice and Palliative Care:**
9 modules
- **Introduction to Rehabilitation Nursing:**
16 modules
- **Restorative Nursing Assistant:**
5 modules



Essentials of Hospice and Palliative Care

Target Audience: Individual practitioners who want to incorporate hospice and palliative medicine into daily practice

Time to Complete: 30 minutes for each module listed below

Contributor: American Academy of Hospice and Palliative Medicine

Course Description: The American Academy of Hospice and Palliative Medicine's 9-module primer provides a critical foundation for practitioners who want to understand the principles of hospice and palliative medicine, including hospice & palliative care principles, pain management, and ethical/legal issues.

The modules below can be purchased separately or as a 9-module bundle through AAHPM with CME and MOC credits.

- *Alleviating Psychological and Spiritual Pain (Essentials 2)*
- *Assessing and Treating Pain (Essentials 3)*
- *Managing Non-pain Symptoms (Essentials 4)*
- *Communication and Teamwork (Essentials 5)*
- *Ethical and Legal Issues (Essentials 6)*
- *Caring for People with HIV/AIDS (Essentials 7)*
- *Caring for Pediatric Patients (Essentials 8)*
- *Caring for Patients with Chronic Illnesses: Dementia, COPD, and CHF (Essentials 9)*

Co-Developer: American Academy of Hospice and Palliative Medicine



More information
can be found at
AAHPM



Introduction to Rehabilitation Nursing



Target Audience: Individual nurses new to rehab or prepping for CRRN exam

Time to Complete: 30 minutes for each module listed below

Contributor: Association of Rehabilitation Nurses

Course Description: This course from the Association of Rehabilitation Nursing (ARN) is ideal for individual nurses seeking to develop a foundation in rehabilitation nursing, as well as for units and facilities looking to provide consistent, flexible, and personalized rehabilitation nursing training to their staff. Nurses will advance their expertise with evidence-based techniques in areas such as patient and family communication, rehabilitation challenges, and goal setting.

Nurses can earn a total of 12 CNEs of continuing nursing education credit. The modules below can be purchased separately or as a 16-module bundle.

- Introduction to Rehabilitation
- Disability
- Safe Patient Handling
- Communication
- Patient & Family Education
- Pain Management
- Musculoskeletal & Body Mechanics
- Autonomic Dysreflexia
- Neuropathophysiology
- Dysphagia
- Bladder Management
- Bowel Management
- Skin Integrity & Wound Care
- Sexuality
- Pediatrics
- Gerontology

Co-Developer: Association of Rehabilitation Nurses

**More information
can be found at ARN**



Restorative Nursing Assistant

Target Audience: Individual nurses new to rehab or prepping for CRRN exam

Time to Complete: 30 minutes for each module listed below

Contributor: Association of Rehabilitation Nurses

Course Description: ARN's Restorative Nursing Assistant Course is ideal for facilities looking to provide flexible and personalized core training to their nursing assistant staff, as well as individual nursing assistants seeking to develop a foundation in restorative nursing practice. Nurses will come away with expertise in the principles of restorative care, how to improve quality of life and key challenges in caregiving.

The full course is made up of 5 modules, each focusing on a set of restorative nursing topics or concepts, mirroring the content of ARN's *Restorative Nursing: A Training Manual for Nursing Assistants* publication.

The modules below can be purchased separately or as a 5-module bundle.

- **Philosophy of Restorative Nursing: Dispelling the Myths**
- **Mobility & Activities of Daily Living**
- **Swallowing/Communication & Cognition**
- **Bladder, Bowel & Skin Care**
- **Therapeutic Activities & Caregiver Challenges**

Co-Developer: Association of Rehabilitation Nurses



**More information
can be found at ARN**



COURSES IN DEVELOPMENT

amplifire

Advanced Electronic Fetal Monitoring

Nurses and staff will have gain advanced understanding and practice with fetal heart monitoring. The course presents the latest evidence and advanced concepts such as variability and physiology.

EPIC Stork

This course examines activities specific to the Obstetrician's role:

- L&D Grease Board and Manager
- Patient Chart
- OB Navigators
- Med Rec
- Orders and Order Sets
- Delivery
- Transfer
- Discharge
- Charges



COURSES IN DEVELOPMENT

amplifire

EPIC RN Student

Target Audience: Inpatient Nurses

Time to Complete: 2 hours

Course Description: This course teaches learners the basics of Epic use (including Chart Review, Patient Lists, etc.), and also examines Navigators and Activities specific to the inpatient nurse's role.

- Navigate and customize Patient Lists
- Find and update patient information in the Patient Chart
- Search for reports and lab information
- Use the Brain to find and document Tasks
- Appropriately document in Flowsheets and the LDA Avatar
- Find, add, and modify orders and order sets
- Use the Mar to document medication administration
- Prepare the AVS and Discharge Instructions

Co-Developer: UCHealth

Author Information: Course development guided by the expertise of CT Lin, Lori Reece, Mandy White, and Mike Schlater

EPIC Professional Billing

This Professional Billing class refreshes the student on:

- Revenue Cycle
- Billing Terminology
- PB Workqueues
- Guarantor Snapshot & Finding Critical Information (charges, invoices, payments, adjustments, etc.)



COURSES IN DEVELOPMENT

amplifire

ICU Liberation

An intensive care unit stay can have deleterious consequences for patients. ICU liberation is the proactive management of specific domains to help relieve, if not altogether eliminate, these consequences.

Patient outcomes are improved when all members of the ICU care team work together to implement the following practices: Assess, prevent, and manage pain, utilize spontaneous awakening trials and spontaneous breathing trials (SATs and SBTs), choose analgesia and sedation wisely, implement early mobility and exercise, and assess, prevent, and manage delirium. These elements are collectively referred to as the ICU Liberation Bundle. Additionally, further improvement of outcomes occurs with prevention and early detection of delirium through specific validated tools found in Module 2.

After taking this two-module course, learners will be able to evaluate patient care through the lens of liberating patients from potential ICU harm. They will learn to recall the elements of the ICU Liberation Bundle, identify gaps in ICU patient care, and implement interventions and documentations into their workflow.



About Amplifire

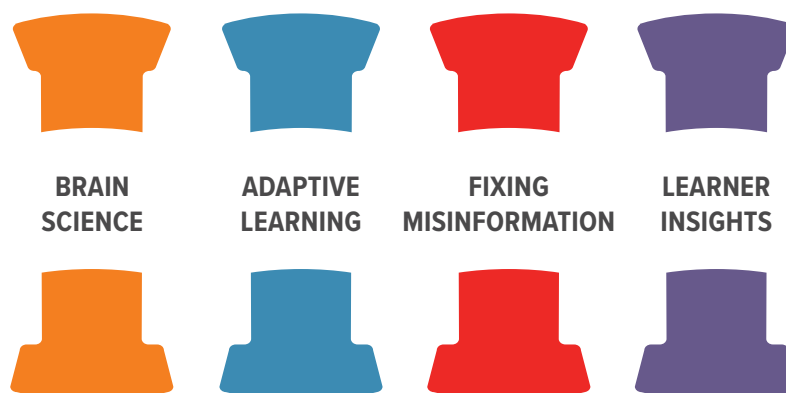
amplifire

With more than 3 billion learner interactions to date, the Amplifire training platform helps hospitals thrive by improving their clinician's on-the-job performance. Patented algorithms detect and correct the knowledge gaps, doubts, and misconceptions that Amplifire has discovered in clinician's minds in every hospital setting.

Healthcare systems have adopted Amplifire as a core operating asset that transforms training from a rote activity, where managers only hope for results, into a strategic tool that delivers a workforce aligned with evidence-based, best practices. Simply put, it saves lives while lowering costs.



Foundations



A learning platform built on four pillars

Brain Science

The Amplifire platform uses 18 cognitive and emotional triggers that boost learning and long-term memory. Combining twenty years of research with 2.9 billion learner interactions to date, the platform creates a learning experience like no other that rapidly moves people to knowledge mastery.

Adaptive Learning

Amplifire is Socratic, asking questions first to assess learners' knowledge and confidence. With this unique dataset, algorithms then create a personal path to mastery for each individual. For example, it may take one learner 15 minutes to travel a particular learning path and reach mastery. Another learner might take 23 minutes to master the topic along a completely different path.

Fixing Confidently Held Misinformation (CHM)

Amplifire finds and fixes CHM—information a person believes is correct but is actually wrong. CHM is the precursor to mistakes because misplaced confidence drives the wrong behavior. In hundreds of Amplifire deployments, CHM is always present at between 18% and 42% of workforce knowledge. Eliminating CHM fixes mistakes before they happen.

Learner Insights

Dashboards provide a view into each learner's journey. You can see where learners are struggling and which instructors or modalities are most effective. For the first time, you now have tangible evidence that individuals have learned.



Alliance Members

The Amplifire Healthcare Alliance is a collaborative of leading health systems, their affiliated providers, and an array of key partners that support those that deliver healthcare services. This expanding group shares a commitment to improve clinical quality and patient safety, reduce avoidable harm, and enhance caregiver wellness.

Alliance Members use Amplifire courseware to enhance performance, and they agree to assess efficacy of the training as well as to share learner-level data (blinded and aggregated) to the benefit other participating organizations. Members often have opportunities to co-develop content and participate in the revenue share from the sale of that courseware.

Members include, but are not limited to the following:





Alliance Partners

The Amplifire Healthcare Alliance is also honored to work closely with the following partners, all of whom provide content, services or technology that aids Alliance Members.

Special thanks to the Alliance Partners for enabling improved health system and caregiver performance, as well as for distributing Amplifire-based courses.





Clinical Innovation Advisory Board

We are guided in our efforts by our prestigious Clinical Innovation Advisory Board, led by Brent James, MD. This group works to ensure that we are asking the right questions, attacking the right problems, and honestly and correctly evaluating the efficacy of our efforts.



Brent C. James, MD, MStat

Clinical Professor at the Clinical Excellence Research Center, Stanford University School of Medicine. Chairman, Amplifire Innovation Advisory Board. [NY Times article](#)



Maureen Bisognano

National Academy of Medicine; President Emerita and Senior Fellow, Institute for Healthcare Improvement (IHI). [IHI Video](#)



Terry Fairbanks, MD

Professor of Emergency Medicine, Georgetown University Hospital; VP and Chief Quality and Safety Officer, MedStar Health [Human Factors Video](#)



Peter Pronovost

Chief Clinical Transformation Officer at University Hospitals, Professor at the Johns Hopkins School of Medicine. [Wikipedia](#)



Lucy A. Savitz

Director, Center for Healthcare Research, Vice President, Kaiser Permanente Northwest. [Kaiser](#)



Learning Science Advisory Board

We work with the top Human Learning Science labs in the United States to understand the neuro-mechanics of human learning so we can develop the most advanced evidence-based learning platform in the world.



Robert Bjork, PhD, is UCLA's former Chair of Psychology and past president of the Association of Psychological Science. He is a pioneer in the role of desirable difficulties and the counterintuitive nature of learning. His work, and that of his wife Elizabeth, is the basis for Malcolm Gladwell's *David and Goliath*. [Bjork Lab](#)



Dan Schacter, PhD, is Harvard's former Chair of Psychology. He has written eight books, including *The Seven Sins of Memory* and *Psychology* a university-level textbook, as well as 300 scientific articles. [Schacter Lab](#)



Chad Lane, PhD, is a professor at the University of Illinois interested in the foundational theories and practices of educational psychology, including the application of AI to learning and development. [At UofI](#)



Elizabeth Bjork, PhD, is the co-principal investigator of the Bjork Learning and Forgetting Laboratory. Her work has shown that forgetting is not the tendency of a limited system, but the consequence of an adaptive one. [Bjork Lab](#)



Rich Mayer, PhD, is UCSB's former Chair of the Department of Psychological & Brain Sciences. For fifteen years, Educational Psychology ranked him the "most productive educational psychologist in the world."



Robert Birnbaum, MD, PhD, is the Director of Continuing Professional Development at Mass General Brigham and the founding Executive Director of the Massachusetts General Hospital Academy.



Kathleen McDermott, PhD, is a Professor of Psychology at Washington University who investigates human memory encoding and retrieval and how they interact.



Roddy Roediger, PhD, is Washington University's former Chair of Psychology and Chair of the governing board of the Psychonomic Society. He is the co-author of *Make It Stick* and over 175 research papers.



SpotCheck

FREE

to Qualifying Healthcare Systems

The Safety and Quality SpotCheck was developed in conjunction with multiple health systems. It rapidly discovers knowledge issues around patient safety and prevention of hospital-acquired conditions.

It reveals where clinicians are misinformed about the early recognition, management, and communication of conditions that can lead to avoidable harm.

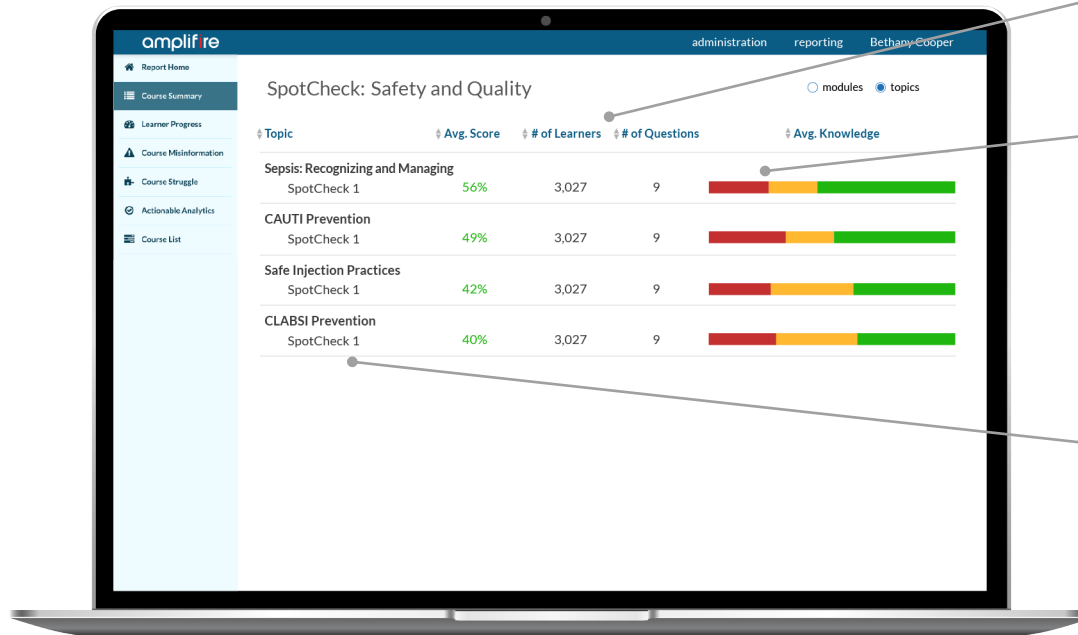
Rapid and Informative:

- Takes 12 to 15 minutes
- Target Audience: Providers / Nurses / Support Staff

Knowledge Areas Assessed:

- CAUTI and CLABSI Prevention
- Sepsis: Recognizing and Managing
- Safe Injection Practices

SpotCheck Dashboard



Results can be sorted by topic, score, # of learners, # of questions, or knowledge for all learners

Average Knowledge shows the predicted levels of...

- Confidently held Misinformation
- Uncertainty
- Proficiency

Topics show the variety of competencies analyzed



Value

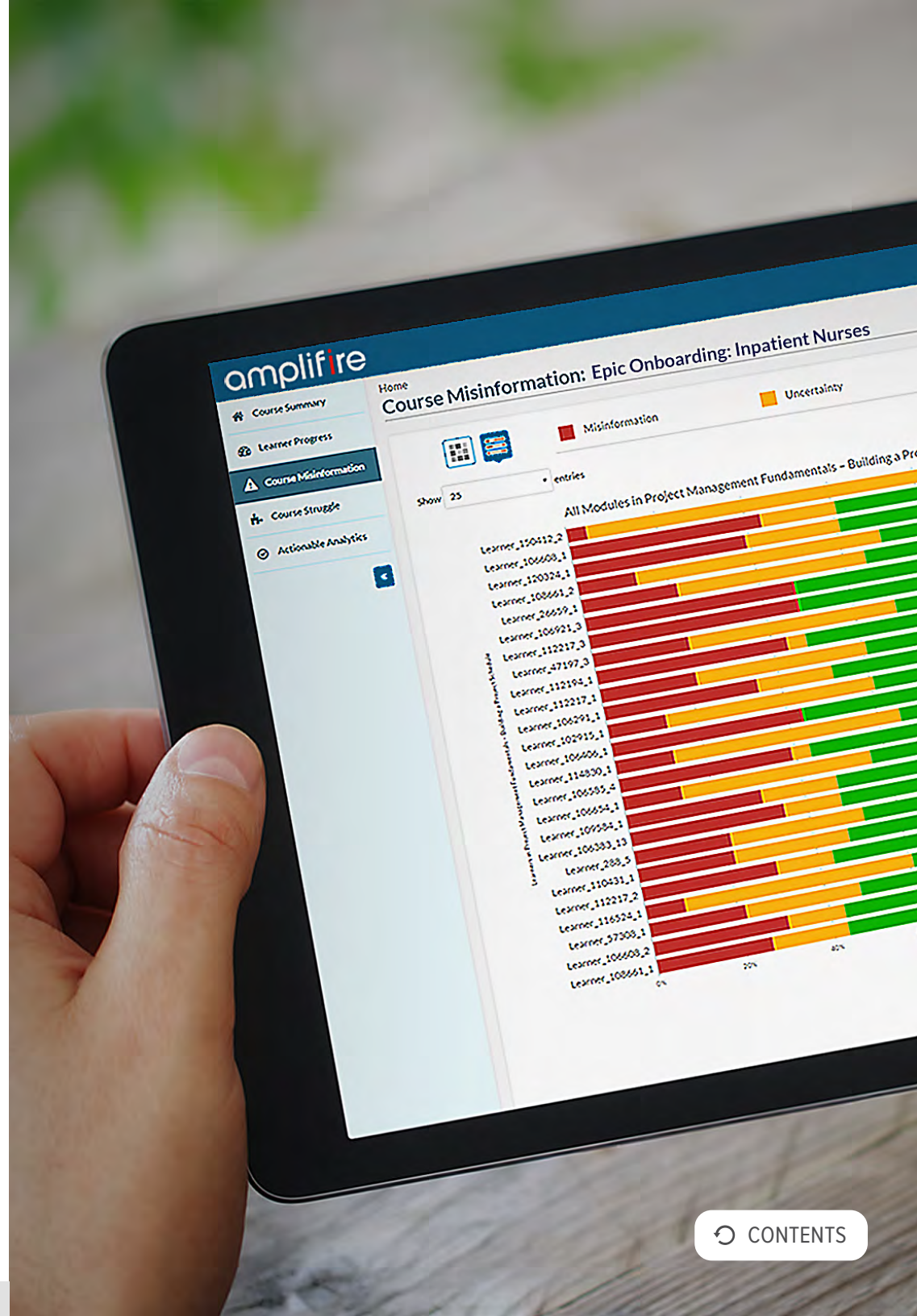
- Personalized algorithm that eliminates knowledge gaps, uncertainty, and confidently held misinformation
- AI-based virtual coach that nudges, praises, and refreshes knowledge for each individual learner
- Scalability with over 3 billion interactions to date
- Engages clinicians through cognitive triggers based in psychology and gaming theory
- Improved clinical outcomes, as well as reduced training time, enhanced retention, better learner experience, lower unreimbursed expenses and significant ROI

Please get in touch to demo Amplifire and see if it's right for your healthcare system:

720-799-1319

info@amplifire.com

Learn more: amplifire.com



THANK YOU FOR
TRUSTING US WITH YOUR
LEARNING EXPERIENCE.

amplifire.com

4775 Walnut Street, Boulder CO, 80301

720-799-1319

info@amplifire.com

amplifire

Better brains. Better performance.

Brought to you from beautiful Boulder, Colorado

